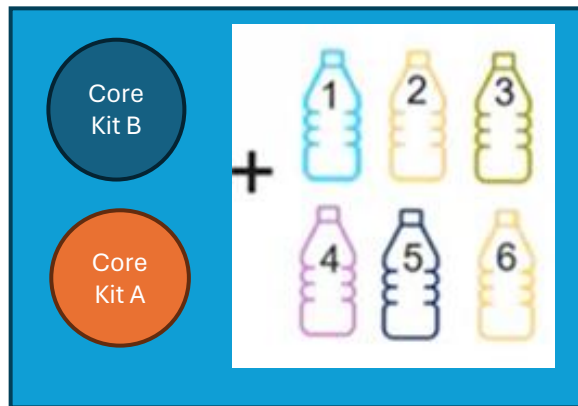


How to get started with Sbeadex™ Lightning

Step 1 Optimisation

Buy the “All In One”
starter kit and run
your first reaction

Sbeadex™ Lightning All In One
Starter Kit Components:



Starter kit contains all the
buffers and reagents you will
need to optimise the
reaction for your sample.

Step 2 Selection

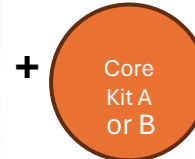
Based on your starter kit
results,
select the components that
you need.

Select the
relevant core
kit – A or B

Add your
one chosen
lysis buffer

Add optional
reagents

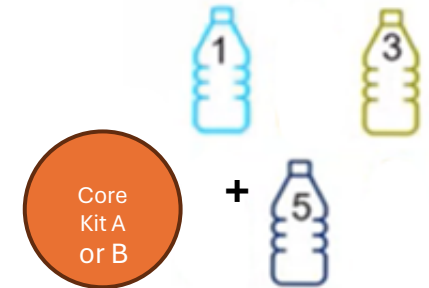
Use our online
calculator to
determine relevant
pack sizes.



Only choose the
components you need.

Step 3 Personalisation

Same sample? Just re-order
the same components!
Simple!



Tailor made kit for your
sample.

